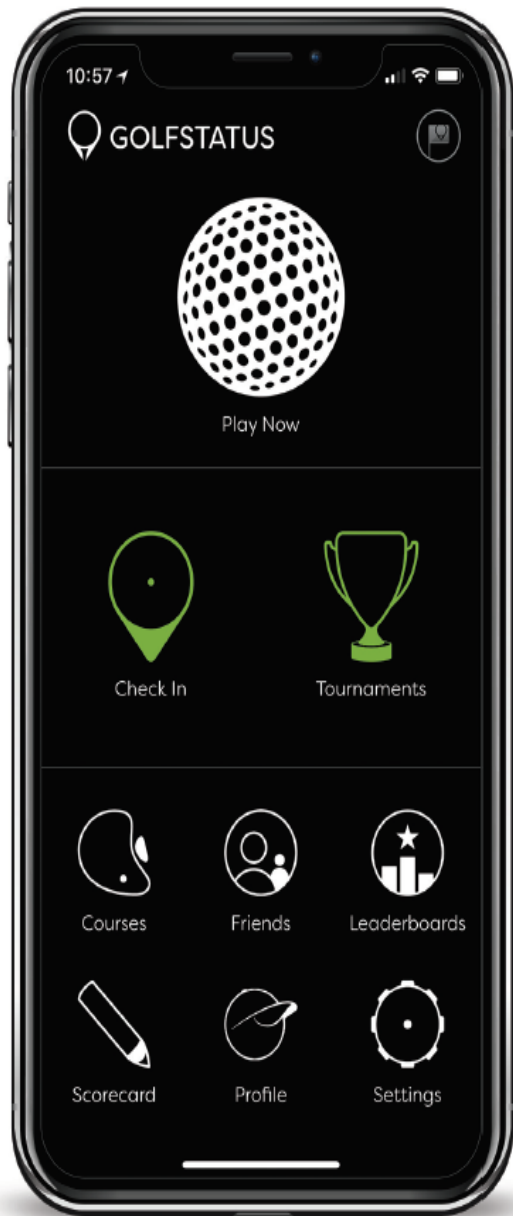




ANNUAL TOURNAMENT

LIVE SCORING & LEADERBOARD SYSTEM






GolfStatus App Instructions

- 1 Download GolfStatus via the App Store or Google Play. Search for "GolfStatus" (all one word).
 
- 2 Create an account with email or Facebook.
- 3 Tap the Tournaments Icon on the app's home screen.
- 4 Use your team code to join the tournament. * Click "Join by Code" top Right corner
- 5 Sync your GolfStatus account with your name.

After completing these steps, you'll be able to keep score on mobile. This will help save time scoring the event and allow for easy transition into the next portion of our schedule.

Pro Tips

- + Advance to the next hole *only* after entering scores.
- + If you started on hole 10, when you get to 18, you can select the menu  and jump to hole 1.
- + Hole-by-hole GPS is available via the app to the front, back, and center of the green. It will tell you how accurate the GPS signal is by color and description.
- + Live leaderboards are also available in the app under menu. 
- + When you are finished with the round, submit the scorecard from the menu  or swipe through to hole 18 and hit the checkmark in the upper right hand corner.